

**Hail Mary, full of grace.
Our Lord is with you.
Blessed are you among women,
and blessed is the fruit of your
womb, Jesus.
Holy Mary, Mother of God,
pray for us sinners,
now and at the hour of our
death.
Amen.**

Taking college courses???

- ▶ Get registered online and know that you are ready to go.
- ▶ Get the book (if there is one)
- ▶ Start immediately when you can start
- ▶ Keep up and do your best work
- ▶ Questions should be directed to the college
- ▶ The grade will be a part of your high school and college transcript. **DO YOUR VERY BEST!**
- ▶ If you want to take a course next semester, you must register in October. Your responsibility.

You must take
charge of college
and scholarship
applications!

We are here to help, but you
MUST ask!

Senior Interviews

September 11-28

You must register with your assigned counselor during an off period, lunch or before or after school.

Senior Interview

- ▶ Review Schedule/Graduation Credits
- ▶ Plans after High School
- ▶ Interests - Colleges - Major - Career
- ▶ ACT/SAT - Test prep courses
- ▶ Scholarships
- ▶ Very important!!

Helping Handouts for Sr. Year

- ▶ ACT online registration handout
- ▶ College Prep Handbook
- ▶ Locker notes---in your locker

Naviance/Family Connection

- ▶ Transcripts
- ▶ Colleges
- ▶ Careers
- ▶ Assessments
- ▶ Scholarships
- ▶ Your courses
- ▶ Colleges coming to Pius

TRANSCRIPT REQUESTS

- ▶ Make request after YOU have applied for admission. UNL, UNK & UNO are DIFFERENT!!
- ▶ Request a transcript **ONLY ONCE** to any college!!! ONCE...JUST ONCE!!
- ▶ Allow at least **TWO WEEKS** for Naviance to indicate it has been sent.
- ▶ If you have a question, come to Guidance Office and ask.
- ▶ **DON'T REQUEST IT AGAIN!!!**

TRANSCRIPT REQUESTS

- ▶ **When requesting transcripts for scholarships:**
 - ▶ Enter the EXACT mailing address if you need us to mail the transcript.
 - ▶ If you are going to pick up the transcript, in the **NOTES** section at the bottom, indicate that you will pick it up, how many copies and **WHEN** you will come in to get it.
 - ▶ Even if you are picking it up, you need to enter the name of the scholarship in Naviance.

UNL

UNO

UNK

- May enter credits in each subject area on the application

OR

- May upload an unofficial copy of your transcript in the application.

In Naviance..

“Colleges I’m applying to”

All colleges to which you will
apply should be there!!

Northwest Missouri State University :: Maryville, MO :: U.S.

[APPLY ONLINE](#)

[REQUEST INFO](#)

DOMESTIC ADMISSIONS

Phone: +1-(660)562-1562

Fax: +1-(660)562-1121

Financial aid: +1-(660) 562-1363

E-mail: N/A

INTERNATIONAL ADMISSIONS

Phone: +1-(660)562-1367

Fax: N/A

Financial aid: N/A

E-mail: [SEND E-MAIL](#)

[VISIT WEBSITE](#) | [OVERLAPS](#) | [SCHOOL STATS](#) | [GRAPH](#) | [UPDATE STATUS](#) | [GET A VIP PAGE](#)

How You Compare	GPA	PSAT to SAT 1600	PSAT to SAT 2400	Single SAT 1600	Combined SAT 1600	Single SAT 2400	Combined SAT 2400	PLAN to ACT	ACT
-----------------	-----	------------------------	------------------------	--------------------	----------------------	--------------------	----------------------	-------------------	-----

Northwest Missouri State University Admission Application



New Users

Create an account to start your admission application.

[Create Your Username and PIN »](#)

Returning Users

Login using the Username and PIN that you previously created.
Undergraduates can also check their admission status here.

[Forgot your username or PIN?](#)

Login ID:

PIN:


























[Return to Homepage](#)

If you have questions about the application or admission process, please call us at
1.800.633.1175.

For technical issues, contact the Computing HelpDesk at 660.562.1634 or
helpdesk@nwmissouri.edu.

Northwest is committed to assisting all members of the Northwest community in providing for their own safety and security. Information regarding campus security, personal safety, and fire safety including topics such as crime prevention, university police law enforcement authority, crime reporting policies, crime statistics for the most recent three year period, and disciplinary procedures is available on the [UPD website](#). If you would like a paper copy containing this information, you can contact a representative of the University Police Department at the Support Service Building, 800 University Drive, Maryville, Missouri 64468 or by phone at 660.562.1254.

Must keep college information up to date in Naviance!

College	Type	How are you applying?	Submissions ⓘ	Deadline†	Transcript	Office Status	My App.	Results	Actions			
									Edit	Manage Communication	Graph	WWW
CO Sch of Mines	RD	Direct to institution		-	sent	Initial materials submitted	app submitted	Accepted				
Creighton Univ	RD	Direct to institution		-	requested	Initial materials submitted	app submitted	Accepted				
US Air Force Acad	ROLL	Direct to institution		-	sent	Mid-year submitted	have you applied?	Withdrawn				
US Military Acad	ROLL	Direct to institution		-	sent	Final submitted	app submitted	Accepted				
US Naval Acad	ROLL	Direct to institution		-	sent	Initial materials submitted	app submitted	Withdrawn				

Very important to indicate IF you are using the Common Application.

What's the Common App?

www.commonapp.org

**Creighton
Hastings
NE Wesleyan**

Colleges Visiting Pius

<u>College</u>	<u>Date</u>	<u>Location</u>
<u>Kansas State University</u>	8/29/16 10:25 AM	guidance conference room
<u>University of Notre Dame</u>	9/9/16 10:30 AM	Guidance Conference Room
<u>Washington University in St. Louis</u>	9/14/16 8:00 AM	Guidance Conference Room
<u>Nebraska Wesleyan University</u>	9/21/16 8:50 AM	Guidance Conference room
<u>Washburn University of Topeka</u>	10/4/16 1:50 PM	Guidance Conference Room
<u>Benedictine College</u>	10/11/16 9:40 AM	Guidance Conference Room
<u>Midland University</u>	10/11/16 1:00 PM	Guidance Conference Room
<u>University of Chicago</u>	10/13/16 8:50 AM	Guidance Conference Room
<u>Drake University</u>	10/20/16 8:50 AM	Guidance Conference Room

College Selection

- ▶ Learn about the different types of colleges.
- ▶ Research colleges and create a list of potential schools.
 - ▶ Talk to admission representatives
 - ▶ Coming to Pius - Naviance sign up
 - ▶ College Fair - SCC, Sept. 24th, 1-3pm
 - ▶ Register for a barcode at NebraskaCollegeFairs.org
 - ▶ **Take the barcode to the college fair**
 - ▶ Check college websites in Naviance
 - ▶ Catholic College Fair at Pius, Sept. 18 (Monday)-8am - need a barcode-can use the same one for SCC fair.
- ▶ Make visits to colleges

College Selection Continued

- ▶ Take or retake the ACT/SAT
- ▶ Narrow your college selection
 - ▶ Use Super Match in Naviance/Family Connection
- ▶ Apply for Admission to up to 8 schools
 - ▶ Dream School
 - ▶ Safety Net School
 - ▶ At least one close to home
 - ▶ Put colleges in Naviance-Colleges I'm applying to
- ▶ OR, apply to only the school to which you plan to attend.

ACHIEVING SCHOLARSHIPS

- ▶ Complete Scholarship applications
 - ▶ Naviance-lists those applications in our office
 - ▶ www.scholarshipquest.org (for NE colleges)
 - ▶ www.chegg.com
 - ▶ www.petersens.com
 - ▶ www.findtuition.com
- ▶ Submit prior to the deadline.
- ▶ Include all required material, be neat, write well!!
- ▶ FOLLOW DIRECTIONS!!

ScholarshipQuest

Welcome to *ScholarshipQuest*! This **free** database contains **over 2,000** Nebraska-based scholarships.



How it works

1. Click on the button above to access *ScholarshipQuest*.

- If you're already logged in, you will go straight to *ScholarshipQuest*.
- If you haven't logged in, you will go to the *MyEducationQuest* log in page.

2. Complete your *ScholarshipQuest* profile.

- You will receive a list of scholarships that match your profile.
- Scholarships might include awards through your school, community or the college you plan to attend.

3. *ScholarshipQuest* will save your profile if you log in to *MyEducationQuest* at least every nine months.

What you should know about scholarships

Start applying for scholarships your junior year and continue throughout your senior year and while you're in college. Other sources for scholarships, besides *ScholarshipQuest*, include your guidance office, the college you plan to attend, and national search sites.

[Click here](#) for scholarship application tips.

Here are some national sites to consider:

Visit Colleges if Possible

- ▶ Call Admission Office or register online
- ▶ Attend an event for prospective students
- ▶ Visit while school is in session
- ▶ Meet with admission & financial aid rep.
- ▶ Meet with Faculty member in area of interest
- ▶ Attend a class
- ▶ Read campus paper/posters
- ▶ Ask LOTS of questions

Choosing a College...

- ▶ Academic programs you need
- ▶ size of school
- ▶ location of school
- ▶ cost
- ▶ career preparation-are internships available?
- ▶ social climate

Preparing for the ACT/SAT

Many ways to prepare!!

Important that you prepare!!

Get your high score by the
December test.

PIUS X Apply2College Day

October 4th

8:50am to 3:25pm

Computers Ready!

College representatives will be here!

Refreshments served!

Apply for Admission NOW!!!

- ▶ Online at the college's website
 - ▶ Carefully read the directions and follow completely
 - ▶ Pay with credit card; some are free online
 - ▶ Common Application may be GREAT for you
- ▶ Application Fee from \$20-\$90
- ▶ Official Transcript (not at UNL, UNO, UNK)
 - ▶ Must request through Naviance
 - ▶ Letters of Recommendation for admission and for Scholarship Applications

Apply for Admission

▶ SENDedu

- ▶ Some colleges use this service for transcripts and recommendations.
- ▶ **YOU MUST** also request transcripts through Naviance.
- ▶ **YOU MUST** personally ask a counselor and teachers for a recommendation.
- ▶ **YOU MUST** print the SENDedu form and bring it to the Guidance Office with a specific counselor in mind.
- ▶ We cannot accept the SENDedu form until you have requested your transcript in Naviance.

Requesting Letter of Rec

- ▶ Ask teachers, employers, pastors, etc.
- ▶ Someone who knows you well
- ▶ Give them at least 2 weeks
- ▶ Your Resume'
- ▶ Tell them where to send and give specifics about letter.

Financial Need

- ▶ Financial Aid Information session in L/PAC on September 11, 2017 for parents and students.
- ▶ Request an FSA ID! NOW!!
- ▶ Complete the FAFSA
 - ▶ Parents and student
 - ▶ Using 2016 tax data
 - ▶ Sooner the better!
- ▶ **COLLEGE IS VERY EXPENSIVE!!!**

Free/Reduced Lunch is very important for college scholarships, even if you aren't going to use it for lunch here!!

Collegebound NE
Buffett Scholarship
Learn to Dream
Other Scholarships

WE ARE HERE FOR YOU:

▶ THE COUNSELORS

- ▶ Mrs. Pick (last names A-Ga)
- ▶ Mrs. Frayser (last names Gb-Kr)
- ▶ Mrs. Freudenberg (last names Ks-Pl)
- ▶ Mr. Sederberg (last names Pm-Z)

▶ STAFF

- ▶ Mrs. Kurtenbach
- ▶ Mrs. Kruml
- ▶ Mrs. Hartman

TWITTER

In our effort to continue to improve communication with our students, we are now on Twitter!

Pius X Guidance Dept
@PiusXGuidance

RETREAT DAY- March 12, 2018

Mandatory for Graduation

Details to come later

SENIOR SERVICE HOURS

- All seniors are required to complete service hours. Failure to do so will result in a loss of points on theology grade and inability to participate in graduation or receive a diploma
- Requirement is 36 hours (International and transfer students are only required to complete 18 hours).
- All seniors must register at www.x2VOL.com to log hours. This is the only way to receive credit!
- Hours may only be completed for pre-approved organizations. All information, included deadlines, is listed on x2VOL and is the responsibility of the student to read and understand.
- Questions should be directed to Ms. Milana.

Very soon:

- ▶ Between now and August 27th, apply to one college.
- ▶ Login to Naviance/Family Connection:
 - ▶ List colleges/universities to which you plan to apply.
 - ▶ Upload an updated resume...to Journal
 - ▶ Update your information.
 - ▶ Complete the Game Plan.

HAVE A GREAT SENIOR YEAR!!